



3rd PARTY GENERAL INDUCTION

Container Terminal Limassol aims to operate in a safe and efficient manner. For this purpose, the present manual was prepared.

Carefully read through this leaflet in order to inform yourself of the new operation mode.

Eurogate Container Terminal Limassol Ltd
New Port of Limassol
P.O.Box 51309, 3504 Limassol, Cyprus

SECURITY



- All personnel must possess and display at the ISPS Gate a Security Card (issued by Cyprus Ports Authority). This includes possible passengers in a vehicle.
- A National ID card or any other official identifying document must be available upon request.
- The entire Container Terminal Limassol is subject to the provisions of the ISPS code. These provisions include random security checks and possible restrictions that may change from time to time.
- Photography / videography is not allowed in the terminal.



GENERAL SAFETY



The speed limit is 30km/h.



No overtaking.



High visibility jacket must be worn in the Terminal, when outside of the vehicle.



Day lights (low beams) must always be on.



Walking is only allowed within Shed 4 and from the Eurogate Bus to the vessel / Quay Crane



No smoking or open lights in the Terminal.



National Traffic Code is in effect within the Terminal.

Parking is only allowed at designated parking areas or on the Quay side, following the guidelines set in this manual.



Vehicles must be in a safe driving condition.



Personnel enters the Terminal by display of their **Security Card** through the ISPS Gate.

Driving in the Terminal

Within the terminal, using your own vehicle is restricted only for the road from the ISPS Gate to Shed 4 (**green line**) where visitors' parking area exists.

Personnel transfers on the Quay

Personnel transfers will be serviced by the Eurogate bus service. This includes (but not limited to):

1. Stevedores
2. Agents
3. Crew change
4. Vessel visitors
5. External service providers (when not transferring equipment)
6. Government agencies

Permit to work system

For works other than the provision of supplies, such as:

- Hot work (quay side)
- Private crane usage
- Positioning equipment on the quay
- Other,

a permit to work system will be in effect. All works must be submitted for approval beforehand.



Exceptions for Quay driving

Exceptions for Quay Access are granted on the following basis:

1. Transferring supplies.
2. Transferring equipment.
3. Positioning work equipment on the Quay for works related to the vessel.

Personnel who is allowed to drive on the Quay with their own vehicle, is issued a **Blue Pass by the ISPS Gate**.

- The Blue Pass must be displayed on the dashboard of your vehicle at all times within the Terminal.
- Terminal traffic rules apply.
- Parking regulations apply.
- The Driver may be requested to move their vehicle at any time.

Mandatory Equipment

Personnel accessing the Quay must wear at a minimum:

High visibility jacket

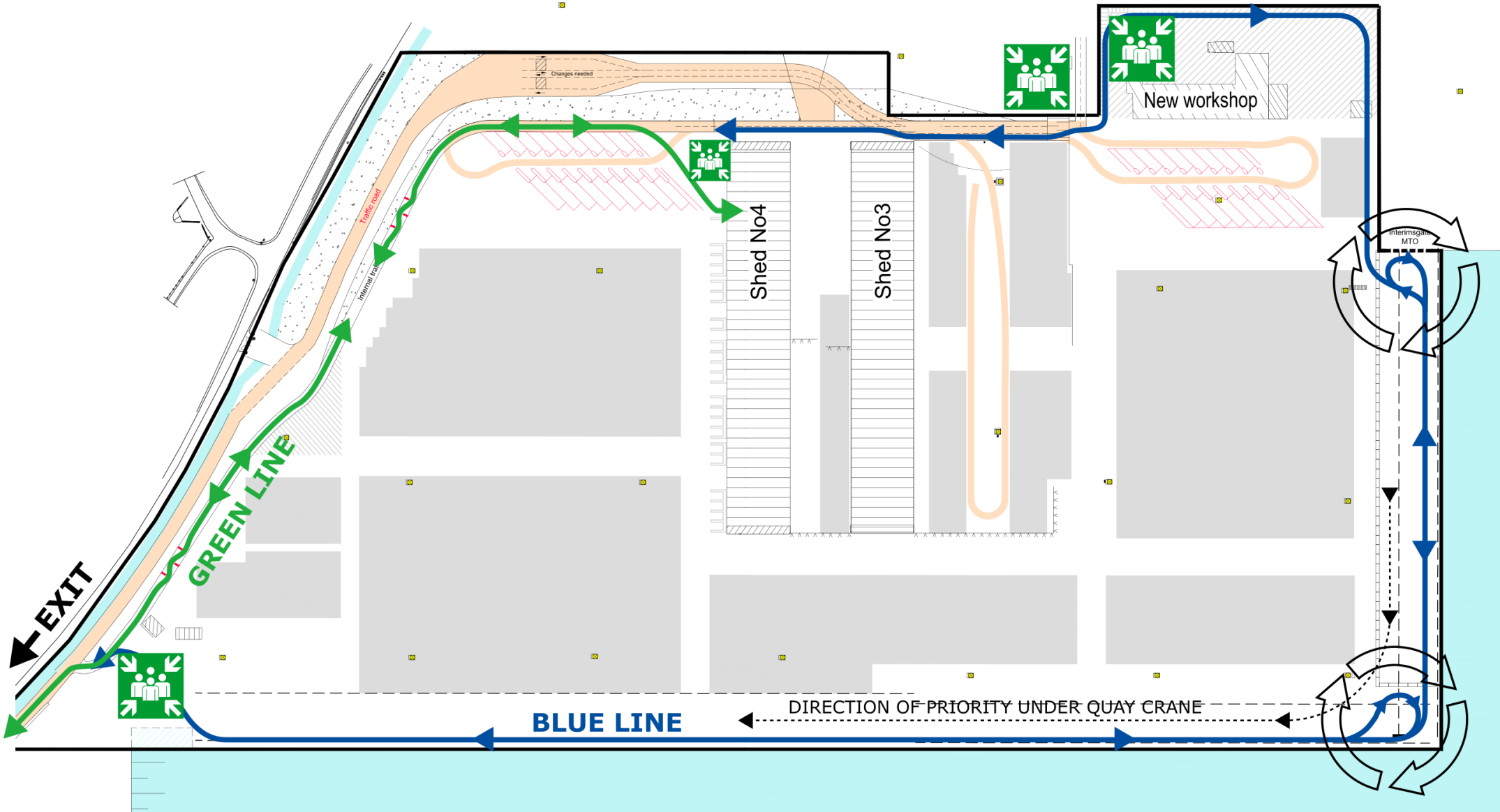


Hard hat



Safety Shoes





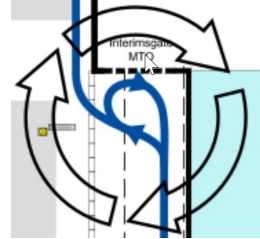
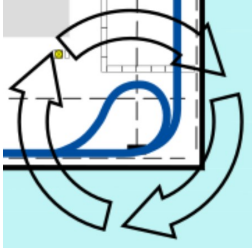


Driving lanes

All around the Terminal, one driving lane for each direction exists.

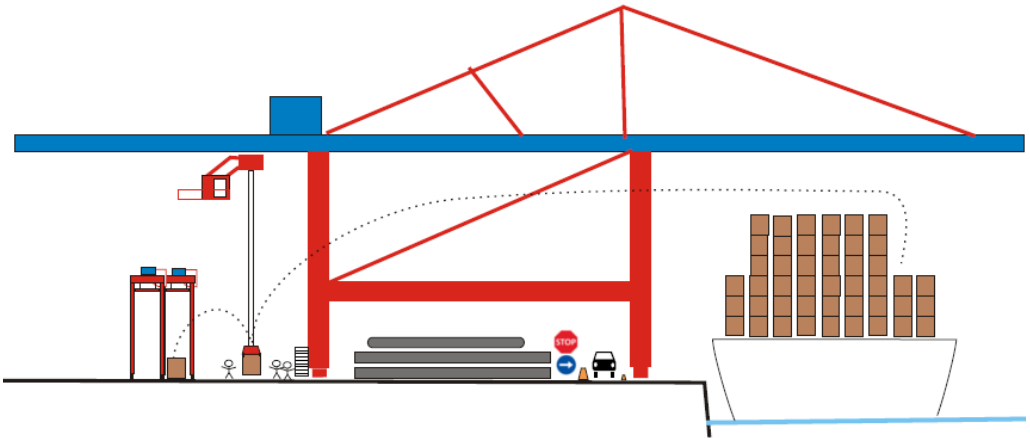
Turn-around points

Three-point turns are not allowed. Change of direction is performed only at Turn-Around points which function as roundabouts (shown on the Terminal map).



Driving under the Quay Crane

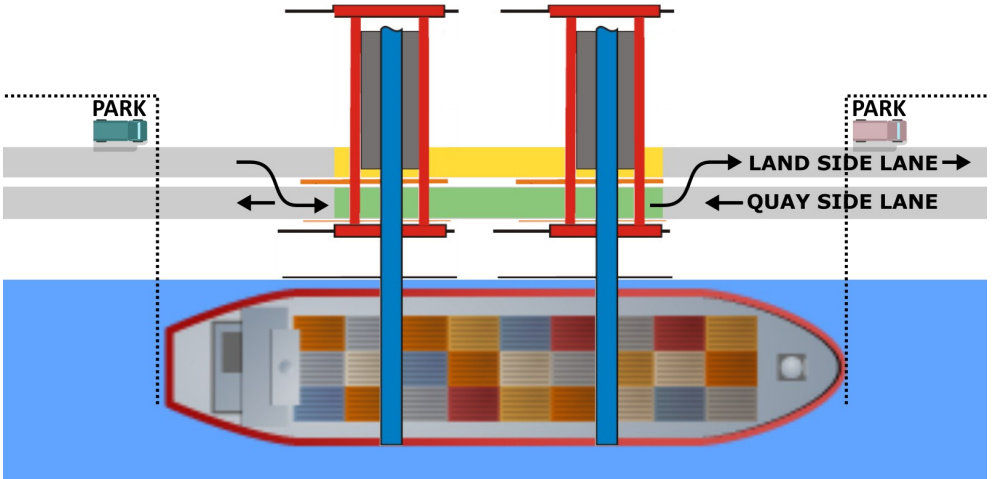
Only the **Quay Side Lane** can be used while under Quay Crane that is in operation:



While in operation, no vehicle passes under the Quay Crane, **unless Eurogate personnel instructs the car to pass**. Priority is always given to vehicles headed towards the exit (clockwise around the Terminal).

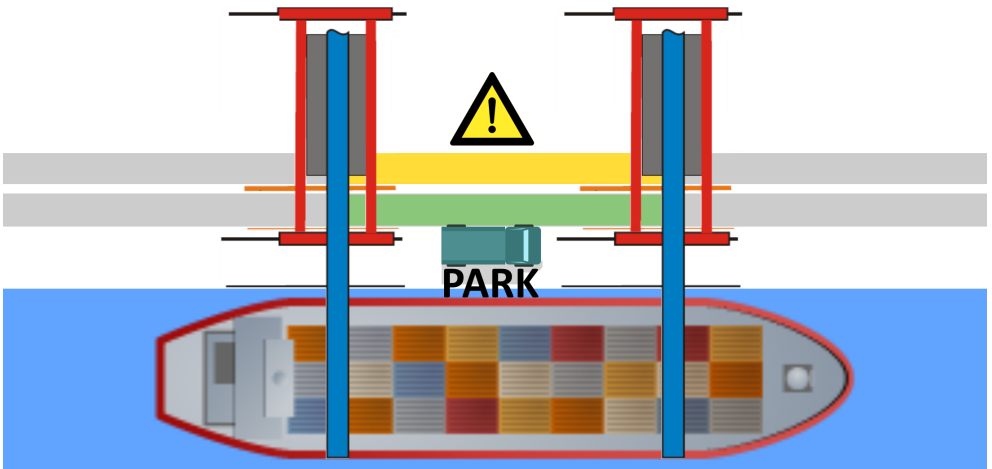
Parking on the Quay

Parking on the Quay is only allowed for Quay Park Pass holders (**Blue Pass**), issued by the ISPS Gate. Vehicles for suppliers, service providers etc. will be placed on the outside of the Land Side Lane, **beyond the confines of the vessel**:



Parking by the Vessel

Parking by the Vessel (Quay Side of the rails) is only allowed for vehicles that demand direct proximity to the Vessel, such as **Bunkering, Waste Reception, Vehicles with direct loaded supplies**. If a Quay Crane is in operation on the Vessel, then parking is coordinated with the **Tally**.






- In cases of problems while in the terminal, personnel shall call the Port-Wide phone number for assistance:

00357 25 858 899

- In case of a port-wide emergency, instructions may be given to evacuate. Personnel must proceed to the nearest evacuation assembly point, indicated on the map by this sign:



UNDERSTANDING AND ACCEPTING THESE TERMS



- In order for your Security Card to be valid, you must hand in to Eurogate, a signed **Form of Consent**, that you have duly read and signed the present manual.
- You may acquire a Form of Consent (MA-001-MA) from the Eurogate website (www.eurogate.eu) or from your employer.
- I understand that Eurogate may utilise the data provided from me for the purposes of Security, communicating information to vessels, agents and Government Authorities.
- Any violation of these regulations may lead to the immediate withdrawal of the permission to enter the EUROGATE Container Terminal Limassol.